



# **XIIth Annual Musculoskeletal Society Conference 2024**

**MSS 2024**


**Musculoskeletal Society Annual Meet  
(An International congress of Musculoskeletal Radiology)**

**16-18  
AUG  
2024**

Venue:

**Rajasthan  
International  
Center, Jaipur**





## ❧ Welcome Message ❧

On behalf of the organizing team,  
it is our sheer pleasure to welcome you to XIIth Annual  
conference of Musculoskeletal Society of India to be held in  
Jaipur, World heritage site as declared by UNESCO. The  
conference and the 3 hands on workshops are meant for  
beginners, intermediate as well as advanced level of  
radiologists in their Musculoskeletal practice with specially  
curated content for all. The conference Venue is a newly built  
truly International convention center - Rajasthan International  
center (RIC).

**We invite all radiologists from across the globe to come and  
step into the Royal world of Jaipur, be mesmerized by its  
beauty and get thrilled and surprised by supreme academic  
content of the Event.**

**DON'T MISS OUT!!**

**DR. JAYARAJ GOVINDARAJ**  
MSS President & Org. Chairman

**DR. GAURAV KANT SHARMA**  
Organising Secretary

**DR. DHARMENDRA SINGH**  
MSS Secretary & Co- Org. Secretary

**Dr. Kushal Gehlot**  
**Dr. Aakanksha Agarwal Chandra**

**Dr. Suvinay Saxena**  
**Dr. Kartikeya Nathiya**



WHY SHOULD ONE ATTEND

## MSS 2024, Jaipur

- It offers curated and segregated content with separate halls for Refresher course in Musculoskeletal Radiology (Basics) and an advance course
- In depth total 3 workshops covering Musculoskeletal Ultrasound, Musculoskeletal MRI and Musculoskeletal Interventions with Special focus on clinical musculoskeletal Radiology, enabling a radiologist to develop clinical skills and enhance their clinical practice in Musculoskeletal Radiology.
- Primarily case based interactive panel discussions with no didactic lectures.
- Life changing sessions by experts sharing their life journeys and lessons learnt in the field of Musculoskeletal Radiology over decades.

**Whether you are a resident or a senior consultant, there will be a lot to learn and take back from this event. It will cover every practical, theoretical and day to day difficulties faced by a Radiologist in their journey of Musculoskeletal Radiology.**

# WORKSHOPS



## CLINICAL MUSCULOSKELETAL ULTRASOUND WORKSHOP

Unique workshop with interactive teaching on clinically approaching each Musculoskeletal pathology before doing an ultrasound. This workshop will cover interactive discussions between faculty and delegates on Anatomy of each joint, clinical examination of each pathology and how to do clinically relevant musculoskeletal Ultrasound and POCUS. Hands on musculoskeletal Ultrasound Session will be divided into beginners and advanced groups with separate faculty and different hands-on teaching basic content on the stations.



## MSK MRI WORKSHOP

This will be a unique DICOM cases based interactive workshop where all the delegates will be given time to look at each DICOM case, followed by in depth discussion by expert faculties on each MRI case. The MRI cases will cover sports Injuries, inflammatory arthritis, Internal derangement of Joints and all possible spectrum on MSK MRI. Kindly note :  
The delegates are requested to bring their own laptops for the workshop.  
Tumors joints we are covering in basic hall separately also



## CLINICAL MUSCULOSKELETAL INTERVENTIONS WORKSHOP

Clinical Musculoskeletal Interventions Hands on workshop 9:1 Delegates:  
Faculty/Cadaver Ratio Hands on workshop will cover both Ultrasound guided and C arm guided MSK Interventions in sports medicine, pain management and Musculoskeletal Oncology. It will be a clinical workshop with emphasis on clinical evaluation of each patient before performing the procedure to confirm the clinically relevant pathology as the pain generator. Also a special session on orthobiologics preparation like Platelet rich plasma/Growth factor concentrate and Bone marrow aspirate concentrate will be part of the workshop.



# SNEAK PEAK INTO THE SCIENTIFIC PROGRAM

Only Case Based Teaching with expert Panel Discussion after Every Lecture

## Hall A (Advance Course)

**Comprehensive review of Arthritis with recent advances  
Exploring the Frontiers with Stalwarts in Arthritis imaging**

### SPORTS IMAGING

Capturing Excellence: Innovations in Sports Imaging for Peak Performance

### POST-OPERATIVE IMAGING

Beyond the Incision: Navigating Postoperative Landscapes through  
Advanced Imaging Techniques

### PAEDIATRIC MSK

Pediatric Perspectives: Imaging Advancements for Comprehensive Child Healthcare

### CROP SESSION

Intersecting Realms: Clinical, Radiological, Orthopedic, and Pathological  
Insights in Musculoskeletal Health

### ADVANCES IN INTERVENTION

Pioneering Progress: Unveiling the Latest Advances in Interventional Procedures

### BONE TUMOR

Visualizing the Invisible: Advances in Bone Tumor Imaging for Precision  
Diagnosis and Treatment

### ADVANCED NERVE IMAGING

Mapping the Neural Landscape: Exploring Advanced Techniques in Nerve Imaging

**Life Changing Sessions : Elevate and Innovate : Inspiring stories of Legends  
in Musculoskeletal Radiology and how they shaped Musculoskeletal Radiology  
during its nascent days.**

How to use social media to improve your practise and networking.

Financial Planning – The key to success.

Importance of healthy body and healthy mind and how to avoid burnouts.



**Sports Imaging  
session**



**Trauma session**



**MSK Interventions**



**Degenerative joint  
diseases session**



**Miscellaneous  
session**

# Refresher Course in MSK Radiology

## Hall B

**Comprehensive review of Arthritis with recent advances  
Exploring the Frontiers with Stalwarts in Arthritis imaging**

### SHOULDER

Cutting-edge Insights into Shoulder Imaging Techniques and  
Clinical Applications

### BONE IMAGING

Sculpting Clarity: A to Z of Bone Imaging,  
Unraveling Tumors and Beyond

### TRAUMA AND INFECTION

Imaging Insights into Trauma and Infection - A Comprehensive Session

### CROP SESSION

Intersecting Realms: Clinical, Radiological, Orthopedic, and  
Pathological Insights in Musculoskeletal Health

### KNEE

Knee Deep in Clarity: Comprehensive Insights into Imaging for  
Complete Knee Evaluation

### HIP AND THIGH

Envisioning Mobility: Contemporary Approaches to Hip and Thigh Imaging for  
Precise Diagnosis and Treatment

**Life Changing Sessions : Elevate and Innovate : Inspiring stories of  
Legends in Musculoskeletal Radiology and how they shaped  
Musculoskeletal Radiology during its nascent days.**

How to use social media to improve your practise and networking.

Financial Planning – The key to success.

Importance of healthy body and healthy mind and how to avoid burnouts.



Arthritis session



Regenerative  
Medicine session



Bone and  
soft tissue tumors



Musculoskeletal  
Interventions session



# INTERNATIONAL FACULTY



**Dr Amit Shah**  
UK



**Dr. Anand Kirwadi**  
UK



**Dr. Ankit Tandon**  
Singapore



**Dr. Asad Rabbani**  
Abu Dhabi



**Dr. Christian Glaser**



**Dr. Girish Gandikota**  
USA



**Dr. Graeme Thomson**  
UK



**Dr. Harun Gupta**  
UK



**Dr. Hema Nalini**  
Canada



**Dr. Iris M Noebauer**



**Dr. Pankaj Nagtode**  
UK



**Dr. Radhesh Lalam**  
UK



**Dr. Raj Chari**  
UK



**Dr. Rajesh Botchu**  
UK



**Dr. Sameer Raniga**  
Oman



**Dr. Samir Paruthikunnan**  
UK



**Dr. Simran Kaur**  
UK



**Dr. Stephane Grijseels**  
France



**Dr. Vijay Papineni**  
Abu Dhabi



**Dr. Winston Rennie**  
UK




**NATIONAL FACULTY**

**OVER**

**60**

**finest experts**

**in Diagnostic and  
Interventional Musculoskeletal  
Radiology with unparalleled  
expertise in Musculoskeletal  
Radiology**





# REGISTRATION

Category	Till 31 <sup>ST</sup> Jan. 2024 (EARLY BIRD)	Till 29 <sup>th</sup> Feb. 2024	Till 31 <sup>st</sup> July 2024	From 1 <sup>st</sup> Aug. 2024 & Spot
Residents & Fellows	9400 /-	10,600 /-	11,500 /-	13,500 /-
Consultants	11,200 /-	12,500 /-	13,800 /-	16,000 /-
Accompanying Person	5000 /-	6000 /-	7000 /-	8000 /-
Foreign	250 \$	300 \$	350 \$	400 \$

Workshop		Till 31 <sup>ST</sup> Jan. 2024 (EARLY BIRD)	Till 29 <sup>th</sup> Feb. 2024	Till 31 <sup>st</sup> July 2024	From 1 <sup>st</sup> Aug. 2024 & Spot
MSK MRI Workshop (Only 100 Slots)	INDIAN	4500 /-	5500 /-	6200 /-	7500 /-
	FOREIGN	90 \$	110 \$	130 \$	140 \$
Clinical Musculoskeletal Ultrasound Workshop (Only 100 Slots)	INDIAN	4500 /-	5500 /-	6200 /-	7500/-
	FOREIGN	90 \$	110 \$	130 \$	140\$
Clinical Musculoskeletal Interventions Hands on Workshop (Only 50 Slots)	INDIAN	6000 /-	7200 /-	8000 /-	9500 /-
	FOREIGN	100 \$	120 \$	140 \$	150 \$

## Offline Payment

- After NEFT please send mail with screenshot of NEFT Detail & Registration Form.
- Please send the duly filled registration form along with DD/ Cheque to conference secretariat.

## Registration Fee Includes:

- Admission to Scientific Sessions & Exhibition, Refreshment during breaks, Lunches & Gala Dinner, Registration Material & Kit, Participation Certificate.
- For Accompanying Person - Refreshment during breaks, Lunches & Gala Dinner.
- Conference kit is subject to availability for spot registration.

## Bank Details

Account name - Musculoskeletal Society 2022

Branch - SBI, Gandhinagar, Jaipur

Account number - 00000040679817353

IFSC code - SBIN0031383

## Registration Cancellation & Refund Policy:

- Cancellation on or before 31st January, 2024, 25% registration charges will be deducted.
- Cancellation after 1st February, 2024 till 31st March 2024, 50% of registration charges will be deducted.
- No Cancellation or refund after 1st April, 2024.
- The refund process will begin 30 days after the conference.

# ABSTRACT SUBMISSION

❧ OPEN ❧

## ABSTRACT CATEGORY

- Oral Paper
- E-Poster

- Only registered delegates can send the abstracts. Poster and Paper should not be the same.
  - Last Date of Abstract Submission is 31st March 2024
  - Abstract Can be Submitted through Login Registration Dashboard Only
- Maximum Abstract Description should not be more than 300 Words
  - All abstracts are peer reviewed, and the Scientific Committee reserves the right to assign it as oral or poster presentation. The abstract therefore should not be casually written and due care should be taken to ensure its contents.
  - The abstract should include: Title, Presenting Author (underlined) and co-authors (if any) and Institutional Affiliations. The abstract is restricted to a maximum of 300 word. It should include: Objectives, Methods, Results, Conclusions, and Key words. Please check for grammar and spelling mistakes.



# HIGHLIGHTS

- **Sports Imaging session**
- **Bone tumours session**
  - **Arthritis session**
- **Degenerative joint diseases session**
  - **Trauma session**
- **Musculoskeletal Interventions session**
  - **Regenerative Medicine session**
    - **Daily Quiz with Prizes**
  - **Healthy mind and body for a successful long career - Interesting session**
- **Financial planning and setting up of practice for a MSK Radiologist**
  - **MSS Sports Meet**
  - **MSS Cultural Meet**

# Tourism in Jaipur



## Hawa Mahal

A stunning honeycomb-shaped facade, Hawa Mahal offers a glimpse into Jaipur's royal past. Its intricate architecture and historical significance make it a must-visit destination for history enthusiasts.

## City Palace

Jaipur's City Palace is a majestic blend of Rajasthani and Mughal architecture, housing museums showcasing royal artifacts, textiles, and art, providing a glimpse into the city's regal history.




## Amber Fort

Perched on a hill, Amber Fort boasts impressive ramparts and intricate palaces. Visitors can ascend on elephant back or by foot to explore the splendid architecture and panoramic views.

## Jantar Mantar

A UNESCO World Heritage site, Jantar Mantar is an astronomical observatory with remarkable instruments. It reflects Maharaja Jai Singh II's passion for astronomy and scientific innovation.





# Tourism in Jaipur



## Jaigarh Fort

Known for the world's largest cannon, Jaigarh Fort offers a commanding view of Jaipur. Its massive walls, reservoirs, and armory showcase the military prowess of the Rajputs.

## Albert Hall Museum

The Albert Hall Museum is a captivating repository of art and artifacts. Its Indo-Saracenic architecture provides a fitting backdrop to an extensive collection spanning history, archaeology, and ethnography.



## Nahargarh Fort

Nestled in the Aravalli Hills, Nahargarh Fort offers panoramic views of Jaipur. The fort's architecture and serene surroundings make it a popular destination for history enthusiasts and nature lovers alike.

## Jal Mahal

Floating on Man Sagar Lake, Jal Mahal is an architectural gem. Surrounded by the Aravalli hills, this water palace provides a picturesque setting for relaxation and appreciation of Rajput craftsmanship.



# Tourism Around Jaipur



## Jhalana Leopard Safari

Jhalana Safari Park is the best place to witness leopards and many other wild animals. It's a fantastic place away from the city. Enjoy a day from the hustle bustle and evidence the wildlife. You can see leopards, hyena, blue bull, deer, peacocks, monkeys and many other creatures. Come and explore the hidden wildlife area of Jaipur.

## Pushkar Camel Safari

Pushkar Camel Desert Safari - is one of the best safaris to see the desert of Rajasthan or any other desert of the world. Camel Safari Tour has been made for the respected visitors who want to explore Rajasthan, keeping in mind the needs of a tourist and what sort of outdoor activities and amusement he wants.




## RANTHAMBORE NATIONAL PARK SAFARI

Ranthambore National Park is one of the world renowned National Park to spot Royale Bengal Tigers in its natural habitat.

## Udaipur

Udaipur has a romance of setting unmatched in Rajasthan and arguably in all India – snuggling beside tranquil Lake Pichola, with the purple ridges of the Aravalli Range stretching away in every direction.





# Tourism Around Jaipur



## Jodhpur

Surrounded by a huge fortress wall with bastions, the striking blue buildings in Jodhpur contrast sharply and beautifully with the neighbouring Thar Desert. Exploring the palaces, forts and temples will keep you busy and in awe of the city's historic grandeur. Bazaars offer a range of beautiful textiles, embroidered leather goods, lacquerware, antiques, carpets, puppets and figurines.

## Kumbhalgarh Fort

Kumbhalgarh Fort is one of the five hill forts of Rajasthan that were declared the UNESCO world heritage site in 2013. Situated in Rajsamand district of Rajasthan, around 82 kilometres from Udaipur, Kumbhalgarh Fort has the second largest wall (38km) after the great wall of China.



## Castle Mandawa Hotel

Like many historic homes, Castle Mandawa is a curious mixture of the old and the new. Medieval turreted towers, palanquin-roofed balconies, blend with modern comforts in old-world rooms. Family portraits, antique cannons and arms add to the charm of this family-run resort where tradition still runs strong.

## Alsisar Mahal

Alsisar Mahal is the battle hardened palace in the town of Alsisar in Shekhawati Region of Rajasthan. Earlier Alsisar Mahal was the residence of the Thakur of Alsisar, which is recently renovated and refurbished into a luxurious heritage hotel.



# Contact us

CONFERENCE SECRETARIAT

**Dr. Gaurav Kant Sharma**

(Organising Secretary)

+91 9899012822

mss2024.jaipur@gmail.com

Jaipur Institute of Pain & Sports Injuries (JIPSI) ,  
A-22 , Anita colony , Jaipur - 15 , India

FOR GENERAL QUERY

**Mr. Aashish Bansal**

Mobile: 9680399647, 8058131319

Event Partner

**VisionPlus**

events with excellence